






### 2A. GONGFU TEA CEREMONY

Pick any  cup, and look inside at the  base tea tokens. Take 1 and move it to a different  cup (without looking inside that cup).



### 2B. CHINESE WEDDING TEA CEREMONY

When fulfilling a  customer card at the end of your turn, you may choose a faceup tip  token that has already been flipped over.





### 3A. Japanese “Way of Tea” Ceremony

Draw 2  customer cards from the customer deck. Reserve a customer to your  teahouse, and place the other facedown on top of the customer deck.




### 3B. Maghrebi Mint Tea

Say which  dice you want to roll (it can be both), and how many times. Pay a copper  coin per die roll to the bank. Take the faceup value shown.




### 4A. Yerba Mate

Use another  player’s faceup ability shown on their ability tearoom. After use, flip over your tearoom, not theirs.





### 4B. Horchata

Shuffle the  customer pool cards back into the customer deck and draw new ones. This ability tearoom can only be used at the start of your turn.






### 5A. Turkish Tea

Roll the  market die. Swap 1-3 matching  flavour tiles with a horizontally or vertically adjacent tile. The same tile may move multiple times.



### 5B. Russian Samovar Tea

Swap one of your reserved  customers with a reserved tea customer in another player’s  teahouse. Pay that tea merchant a copper  coin.



### 6A. Tibetan Butter Tea

Roll the pantry die, and take 1 token with the faceup value shown on the die from the pantry bag.



### 6B. Kashmiri Pink Noon Chai

Take a flavour tile from the market and add it to your teahouse. Replenish the tile you took with a tile drawn from the market bag.

# chai high tea

## Rulebook

Each tea merchant receives a random **ability tearoom** at the start of the game. Players can use the face up ability **once** on their turn and if used, the ability tearoom card is flipped over.

### Component List:

- 6x double-sided ability tearoom boards
- 1x pantry resource die
- 1x market resource die



### Optional: Add Dice to any Game Mode

**Increase the difficulty!** Roll one or both (harder) dice at the start of your turn. The faceup values cannot be purchased in the pantry or market. You can also include the dice in the solo/co-op variants.

**JOIN THE COMMUNI-TEA:** Visit us online to be part of the Steeped Games mailing list family!

- Rulebook Questions
- Monthly Giveaways



**Game Design:** Dan & Connie Kazmaier

**Artwork & Cup:** Sahana Vj, Mary Haasdyk, Heriberto Valle,

**Rulebook:** Jeremy Haasdyk, Andrew Wall, Layne Huber

**Development By:** © 2020 Steeped Games Ltd. Calgary, AB, Canada. Rulebook Version 1.0



### 1A. Masala Chai

Take a base tea token from another player's teahouse and add it to your own teahouse. This base tea token can be used to complete an order.



### 1B. BRITISH AFTERNOON TEA

Roll the market die, and take 2 flavour tiles of the faceup value shown on the die from the market bag.