


MATERIAL

- 9 street tiles, hereafter referred to as Areas.
They are double-sided and used as the game board, hereafter referred to as the District.
On one side, there is no Character: this is the Empty side
On the other side, there is a Character: this is the Suspect side.



- 9 Alibi cards. Each of these cards represents a character in the Mr. Jack universe.
Each of the cards also shows a number of Hourglasses (0, 1 or 2).



- 3 Detective tokens representing Holmes, Watson and their dog Toby.



- 4 double-sided Action tokens with different actions that we shall discover later



- 8 double-sided Time tokens with one side showing a Turn number from 1 to 8 and the other side showing an Hourglass



SETUP

The playing area represents the District of Whitechapel divided into nine areas. The streets can extend from one area to the next or be blocked by the walls of buildings, which we shall refer to in the rest of the rules simply as walls.

Note: The Barricade shown on the grey character's area is also considered to be a wall.
Shuffle the cards and set them out in a square with the Suspect side face up. Position and orientation of the tiles is chosen randomly.

The Investigator sets up the three Detective tokens as shown in the illustration (1). Holmes next to the top-left area, Watson next to the top-right area and the dog next to the middle area on the bottom row. Rotate each of these three areas so that the Detective tokens are next to a wall as shown in the illustration.

012

THE AIM OF THE GAME FOR THE INVESTIGATOR

Discover which identity is being used by Mr. Jack from among the nine suspects. To do so, there can only be one remaining Suspect before the end of the eighth turn.

THE AIM OF THE GAME FOR MR. JACK

Keep his identity a secret by causing the Investigator to waste as much time as possible. This requires Mr. Jack to acquire six hourglasses before being identified, showing that the Investigator has taken too much time to complete his investigation.

PRINCIPLE OF THE GAME

Each turn is played in two stages: The Manhunt and the Appeal for Witnesses. During the first stage, four actions are carried out, two per player. These actions enable the Detectives to be moved round the District, for example, to change the facing or position of an area or to obtain Alibi cards.

During the second stage, there is an Appeal for Witnesses. Mr. Jack tells the Investigator if his character is or is not in the Detectives' line of sight. The Investigator can thus perhaps clear some characters by turning tiles over to their empty side, thereby reducing the number of suspects and closing the net in on Mr. Jack.

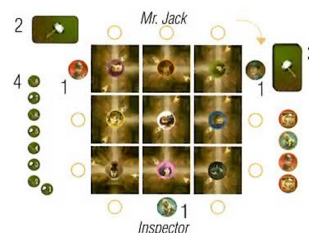
014

Mr. Jack draws an Alibi card, mentally notes the Character and places it face down in front of him (2). This card shows the identity that Mr Jack has adopted as his disguise. The remaining cards are placed in a pile next to the district (3).

Place the eight Turn tokens face up (4) in a line in ascending numerical order. These tokens show the progression of the game and act as a game aid to determine who starts a given turn.

Example of set-up and game start

*magnifying glass: inspector begins
knife: jack begins*



INTRODUCTION

In the darkened streets of Whitechapel, Mr. Jack slips through the shadows, pursued by Holmes, his companion Watson... and their dog Toby!

A game lasts about fifteen minutes and takes a maximum of eight turns. If one of the players achieves his objective before the eighth turn, the game ends immediately.

Mr. Jack Pocket is an asymmetric game: that is, each player has different objectives.

013

FIRST STAGE – THE MANHUNT

The sequence of play is different in Even and Odd turns.

Odd Turns (1-3-5-7) – the Investigator starts

He throws the four Action tokens in the air in such a way that they land on the table near the district. The faces of the tokens show which actions are available during this turn.

Note: During the turn, be careful to leave the tokens as they were thrown, as the other sides will be used in the following turn.

He selects one of the four actions and carries it out.

Then, Mr. Jack chooses two actions from the remaining three and plays them.

The order in which this is done is not important.

Finally, the Investigator plays the remaining available action. Play now moves to the second stage, the Appeal for Witnesses.

Even Turns (2-4-6-8) – Mr. Jack starts

He turns over the four tokens to reveal the four actions that were hidden during the previous turn.

He selects one of the four actions and carries it out.

Then the Investigator chooses two of the remaining three actions and carries them out.

The order in which this is done is not important.

Finally, Mr. Jack plays the remaining available action. Play now moves to the second stage, the Appeal for Witnesses.

015

THE ACTIONS IN DETAIL – (All the actions are mandatory)



Holmes / Watson / The dog

The corresponding Detective token is moved one or two spaces clockwise. More than one Detective can occupy a given space next to an area.



Joker

If the Investigator chooses this action:
 - He moves a Detective token of his choice one space clockwise.
 If Mr. Jack chooses this action, he can either:
 - Move a Detective token of his choice one space clockwise, or
 - Leave the three Detective tokens where they are.



Rotation

The player rotates an area tile by 90 degrees (in either direction) or by 180 degrees, thus moving the wall to either block or open up a Detective's line of sight. There are two actions of this type. The action may not be used to rotate a tile that has already been rotated in the same turn.

016



If Mr. Jack cannot be seen, any area tiles with the suspect side up that are in the line of sight of one of the detectives are turned over to show their empty side. In this case, it's Mr. Jack who takes the current Turn token, which is placed in front of him, hourglass side up.

Important Note: When turning tiles over, take care to ensure that the wall faces the same way before and after doing so.

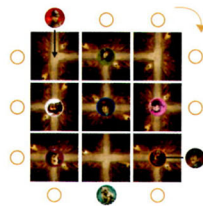
In this example:

Holmes has the white character (John Pizer) in his line of sight, but cannot see the Purple (William Gull) one as he is behind a wall. Toby cannot see anybody since the Blue (Inspector Lestrade) and Green characters (Miss Stealthy) are both behind a wall. Watson has the Orange (Jeremy Bert) and Purple characters (William Gull) in his line of sight.

Therefore:

If Mr. Jack says that he can be seen, that means that he must be one of White, Purple or Orange. The tiles containing the Green, Blue and Pink characters are therefore turned over to their empty sides.

If Mr. Jack says that he cannot be seen, that means that he must be one of Green, Blue or Pink. The tiles containing the White, Purple or Orange characters are therefore turned over to their empty sides.



018



Exchange

The player switches two area tiles without changing their orientation.



Alibi

If the Investigator chooses this action:
 - he takes an Alibi card and reveals it. If the card shows a character who is still a suspect, the Investigator has cleared them and turns over the appropriate area tile to its empty side. Mr. Jack loses any hourglasses that were on the card...

If Mr. Jack chooses this action:

- He takes an Alibi card, but doesn't show it to the Investigator. He keeps it face down in front of him. He mentally adds any hourglasses on the card to any hourglass tokens already acquired.

SECOND STAGE - APPEAL FOR WITNESSES

Mr. Jack tells the Investigator if his character can be seen by a Detective or not. Mr. Jack can be seen if he is in a Detective's line of sight, without any wall blocking the view. A suspect who is hidden behind a wall cannot be seen.



If Mr. Jack can be seen, any area tiles with the suspect side up that are not in the line of sight of one of the detectives are turned over to show their empty side. The Investigator takes the current Turn token, thus depriving Mr. Jack of it...

017

HOW DO YOU WIN?

The game ends if one of the players has achieved their objective at the end of a turn.

For the Investigator

Only one Suspect remains after an Appeal for Witnesses. That suspect is obviously the guilty party!

For Mr. Jack

After an Appeal for Witnesses, he has at least six hourglasses between the Turn tokens and those on any Alibi cards acquired during the course of the game.

Special case

It is possible for both players to achieve their objectives on the same turn.

If this occurs at the end of the eighth turn: the Investigator wins if Mr. Jack can be seen.

Mr. Jack wins if he cannot be seen.

If this occurs before the eighth turn, the game continues and there is a merciless race between the Investigator and Mr. Jack!

The Investigator wins as soon as a turn ends in which Mr. Jack can be seen.

Mr. Jack wins if he remains hidden until the end of the eighth turn.

019